

THE HORIZONS

8028 RITCHIE HWY • PASADENA, MD 21122






OFFICE | MEDICAL | RETAIL
AVAILABLE FOR LEASE



HIGHLIGHTS

A 9-ACRE, 125,000 SF BUILDING ON ROUTE 2 IN PASADENA, THE HORIZONS IS A PREMIER LOCATION FOR ALL MEDICAL, OFFICE & RETAIL TENANTS. AMENITIES INCLUDE DIRECT ACCESS TO MEDICAL SUITES, AMPLE PARKING & TENANT SIGNAGE, AS WELL AS RENOVATED RESTROOMS AND A WELCOMING LOBBY & COMMON AREAS.

FEATURES

-  NEW FINISHES & MODERN RENOVATIONS
-  INVITING GROUNDS & CAMPUS-LIKE SETTING
-  CONVENIENT ACCESS TO I-695, I-97, RT 10 & RT 100
-  DELICIOUS RESTAURANT CHOICES ON SITE
-  CLOSE PROXIMITY TO THE BALTIMORE- ANNAPOLIS TRAIL

CONTACT

Michael Stoltz O 410.308.6384 E mstoltz@mfirealty.com
Michael Kociemba O 443.240.4940 E mk@mfirealty.com

THE HORIZONS

8028 RITCHIE HWY PASADENA MD 21122



CRG
Chesapeake Research
Group, LLC
"Health on the Horizon"

MedStar Harbor
Hospital

OSCAR'S
ALEHOUSE

CARRABBA'S
ITALIAN GRILL



CONTACT | Michael Stoltz O 410.308.6384 E mstoltz@mfirealty.com
Michael Kociemba O 443.240.4940 E mk@mfirealty.com



THE HORIZONS

LOCATED ONLY MINUTES FROM THE UNIVERSITY OF MARYLAND BALTIMORE-WASHINGTON MEDICAL CENTER & BWI AIRPORT, THE HORIZONS IS A PREMIER SPACE FOR YOUR BUSINESS.

THERE ARE TOWER OFFICE SUITES & GROUND FLOOR SPACES CURRENTLY AVAILABLE FOR LEASE. GROUND FLOOR UNITS INCLUDE TENANT SIGNAGE OUTSIDE OF SUITE & EASY ACCESS TO SPACE FROM BOTH DIRECTLY OUTSIDE OF BUILDING AND FROM THE INTERIOR.



THE BUILDING IS COMPRISED OF A DYNAMIC MIX OF TENANTS INCLUDING PHYSICIANS, ATTORNEYS, THERAPISTS, RETAILERS & CORPORATE TENANTS.

ATTMAN PROPERTIES, ALONG WITH THEIR AFFILIATES & SUBSIDIARIES, OWNS & OPERATES THE HORIZONS IN PASADENA. THEY ARE COMMITTED TO EXCELLENT SERVICE & THE NEEDS OF THEIR TENANTS FIRST.

8028 RITCHIE HWY. PASADENA, MD 21122

JOIN TENANTS



Anne Arundel Gastroenterology Associates, P.A.



CONTACT | Michael Stoltz O 410.308.6384 E mstoltz@mfirealty.com
Michael Kociemba O 443.240.4940 E mk@mfirealty.com

THE HORIZONS

8028 RITCHIE HWY • PASADENA, MD 21122

DEMOGRAPHICS	1 MILE	3 MILE	5 MILE
POPULATION:	10,743	96,872	188,785
AVERAGE HH INC:	\$99,963	\$111,215	\$118,416
# OF EMPLOYEES:	5,086	28,163	65,992



CONTACT | Michael Stoltz ○ 410.308.6384 E mstoltz@mfirealty.com
 Michael Kociemba ○ 443.240.4940 E mk@mfirealty.com

8028 RITCHIE HWY PASADENA, MD 21122

THE HORIZONS

MARLEY STATION MALL



SOUTHDALE SHOPPING CTR



SUN VALLEY SHOPPING CTR



THE HORIZONS PASADENA, MD



FESTIVAL AT PASADENA

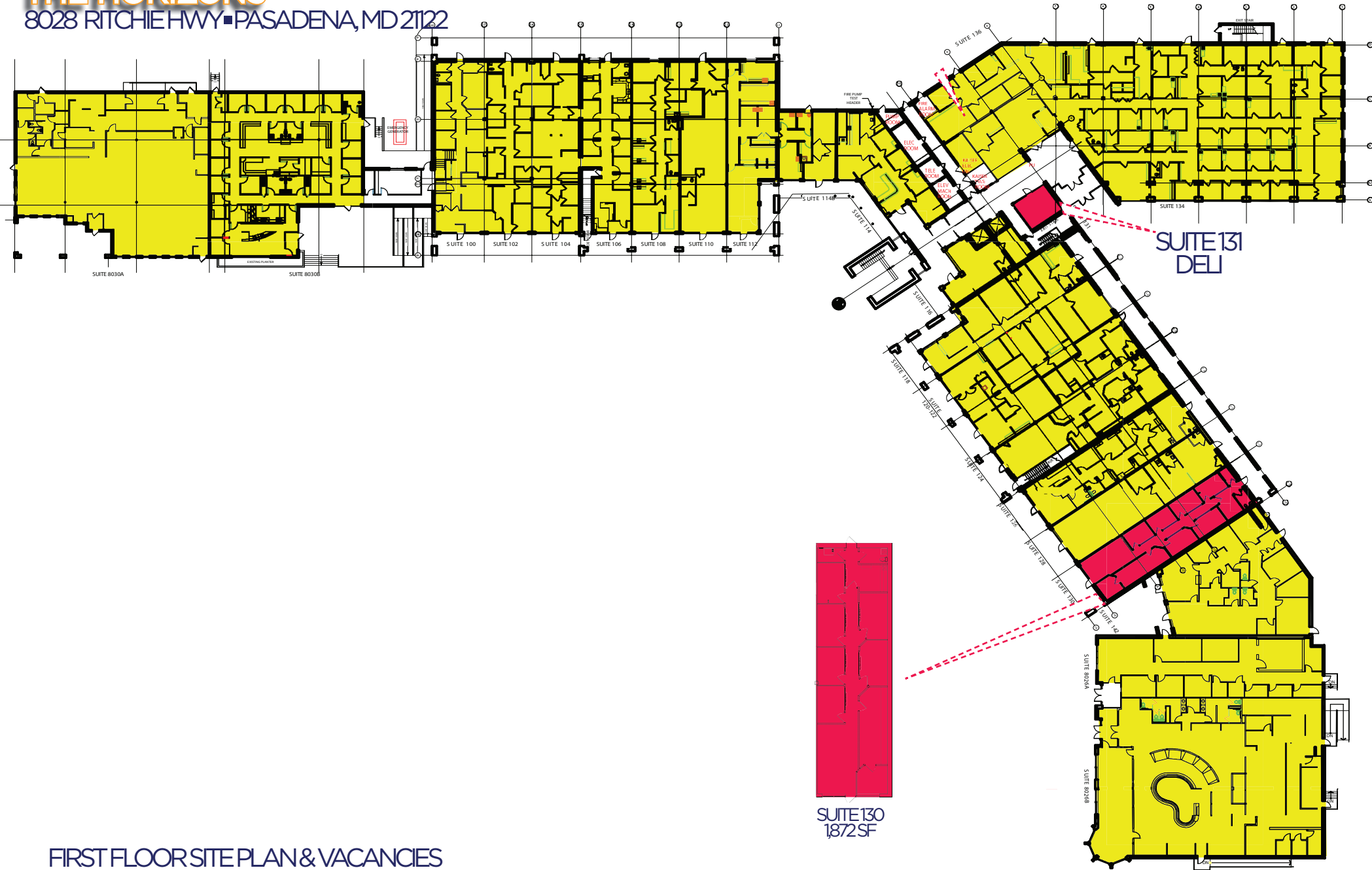


PASADENA CROSSROADS



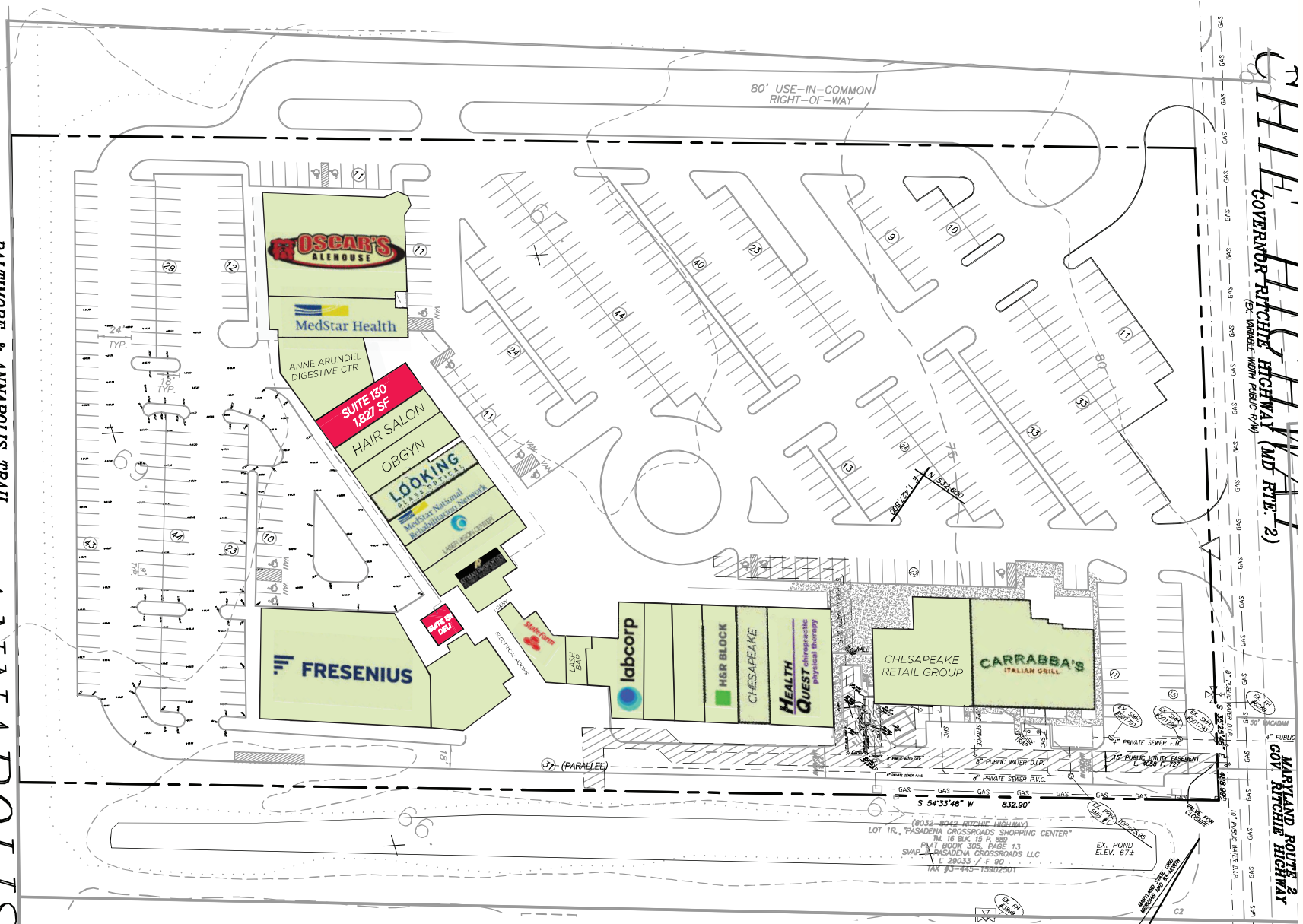
CONTACT | Michael Stoltz O 410.308.6384 E mstoltz@mfirealty.com
Michael Kociemba O 443.240.4940 E mk@mfirealty.com





FIRST FLOOR SITE PLAN & VACANCIES

BALTIMORE & ANNAPOLIS TRAIL
BALTIMORE - ANNAPOLIS



OVERALL SITE PLAN